



N-Channel 500-V (D-S) MOSFETs

PRODUCT SUMMARY				
Part Number	$V_{(BR)DSS}$ Min (V)	$r_{DS(on)}$ Max (Ω)	$V_{GS(th)}$ (V)	I_D (A)
VN50300L	500	300 @ $V_{GS} = 10$ V	1 to 4.5	0.033
VN50300T		300 @ $V_{GS} = 10$ V	1 to 4.5	0.022

FEATURES

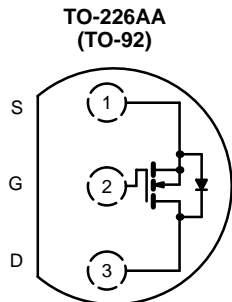
- Moderate On-Resistance: 240 Ω
- Secondary Breakdown Free: 520 V
- Low Power/Voltage Driven
- Low Input and Output Leakage
- Excellent Thermal Stability

BENEFITS

- Low Offset Voltage
- Full-Voltage Operation
- Easily Driven Without Buffer
- Low Error Voltage
- No High-Temperature "Run-Away"

APPLICATIONS

- High-Voltage Drivers: Relays, Solenoids, Lamps, Hammers, Displays, Transistors, etc.
- Telephone Mute Switches, Ringer Circuits
- Power Supply, Converters
- Motor Control

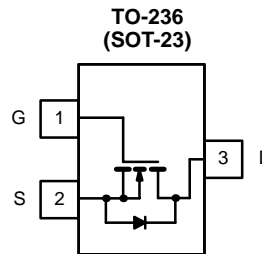


Top View
VN50300L

Device Marking
Front View

"S" VN5
0300L
xxyy

"S" = Siliconix Logo
xxyy = Date Code



Top View
VN50300T

Device Marking
Top View

V1 w//

V1 = Part Number Code for VN50300T
w = Week Code
// = Lot Traceability

ABSOLUTE MAXIMUM RATINGS (TA = 25°C UNLESS OTHERWISE NOTED)				
Parameter	Symbol	VN50300L	VN50300T	Unit
Drain-Source Voltage	V_{DS}	500	500	V
Gate-Source Voltage	V_{GS}	± 30	± 30	
Continuous Drain Current ($T_J = 150^\circ\text{C}$)	I_D	$T_A = 25^\circ\text{C}$	0.033	A
		$T_A = 100^\circ\text{C}$	0.021	
Pulsed Drain Current ^a	I_{DM}	0.013	0.08	
Power Dissipation	P_D	$T_A = 25^\circ\text{C}$	0.8	W
		$T_A = 100^\circ\text{C}$	0.32	
Thermal Resistance, Junction-to-Ambient	R_{thJA}	156	350	$^\circ\text{C}/\text{W}$
Operating Junction and Storage Temperature Range	T_J, T_{stg}	-55 to 150		$^\circ\text{C}$

Notes

a. Pulse width limited by maximum junction temperature.

SPECIFICATIONS (T _A = 25 °C UNLESS OTHERWISE NOTED)						
Parameter	Symbol	Test Conditions	Limits			Unit
			Min	Typ ^a	Max	
Static						
Drain-Source Breakdown Voltage	V _{(BR)DSS}	V _{GS} = 0 V, I _D = 10 μA	500	520		V
Gate-Threshold Voltage	V _{GS(th)}	V _{DS} = V _{GS} , I _D = 10 μA	1	3.5	4.5	
Gate-Body Leakage	I _{GSS}	V _{DS} = 0 V, V _{GS} = ±20 V T _J = 125 °C			±100	nA
					±500	
Zero Gate Voltage Drain Current	I _{DSS}	V _{DS} = 250 V, V _{GS} = 0 V T _J = 125 °C			0.05	μA
					5	
On-State Drain Current ^b	I _{D(on)}	V _{DS} = 10 V, V _{GS} = 10 V	15	30		mA
Drain-Source On-Resistance ^b	r _{DS(on)}	V _{GS} = 10 V, I _D = 10 mA V _{GS} = 10 V, I _D = 5 mA T _J = 125 °C		250	300	Ω
					240	
				450	700	
Forward Transconductance ^b	g _{fs}	V _{DS} = 15 V, I _D = 10 mA	5	14		mS
Common Source Output Conductance ^b	g _{os}			0.005		
Dynamic						
Input Capacitance	C _{iss}	V _{DS} = 25 V, V _{GS} = 0 V f = 1 MHz		5	20	pF
Output Capacitance	C _{oss}			1.7	10	
Reverse Transfer Capacitance	C _{rss}			0.5	5	
Switching^c						
Turn-On Time	t _{d(on)}	V _{DD} = 25 V, R _L = 2.5 kΩ I _D ≅ 10 mA, V _{GEN} = 10 V R _G = 25 Ω		4.5	8	ns
	t _r			7	12	
Turn-Off Time	t _{d(off)}			8	20	
	t _f			60	90	

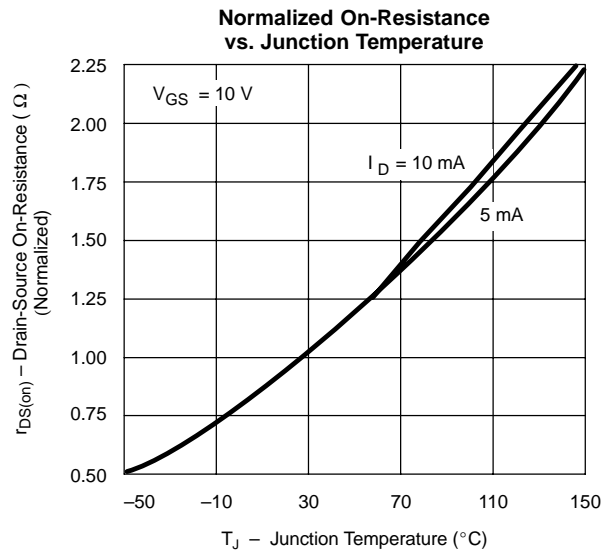
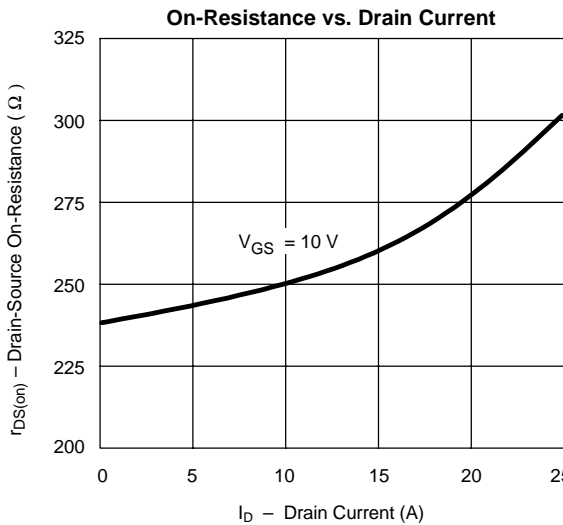
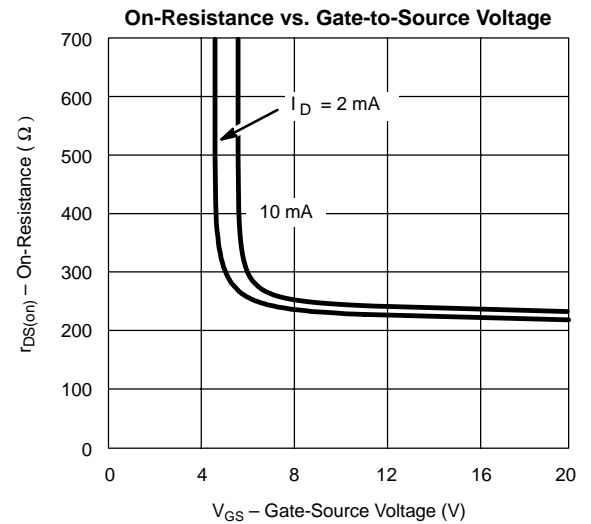
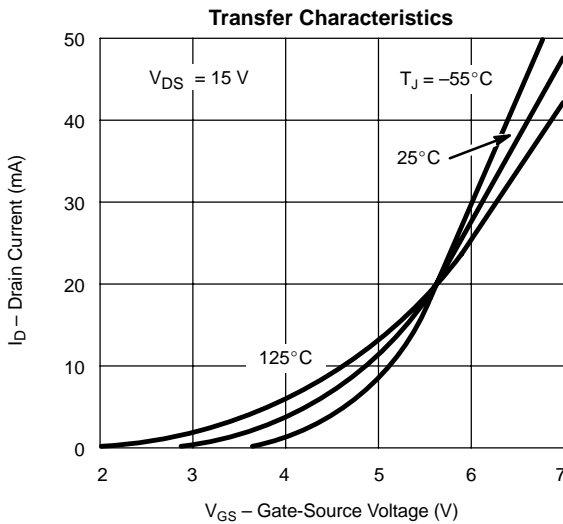
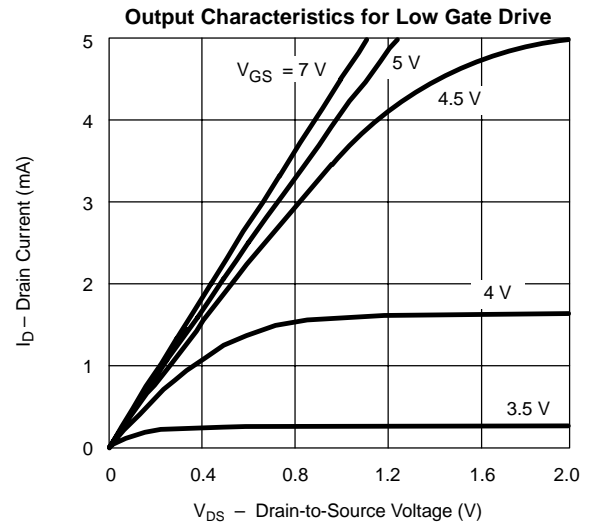
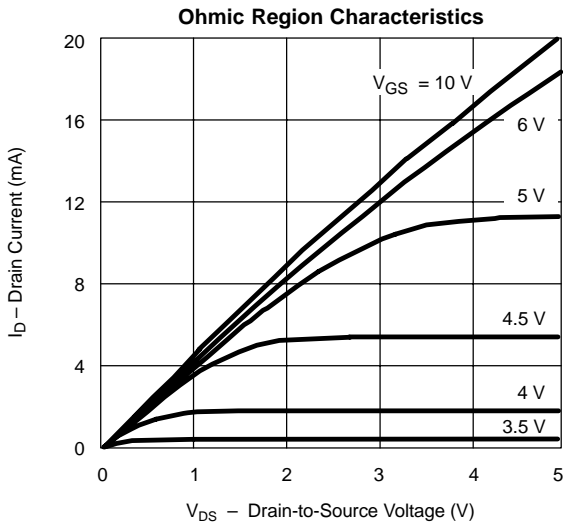
Notes

- a. For DESIGN AID ONLY, not subject to production testing.
- b. Pulse test: PW ≤ 300 μs duty cycle ≤ 2%.
- c. Switching time is essentially independent of operating temperature.

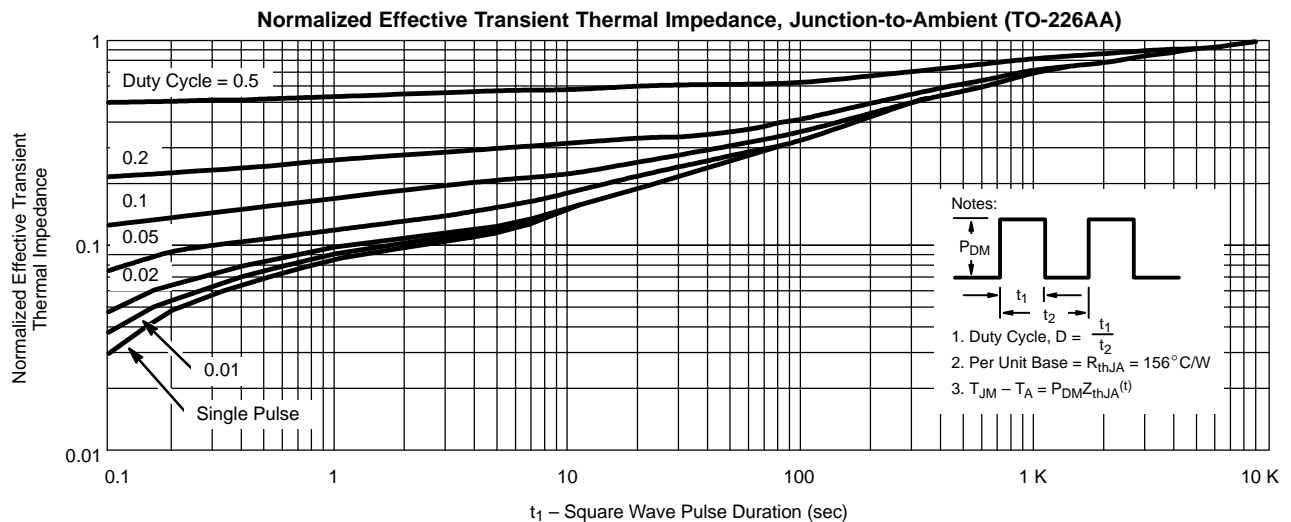
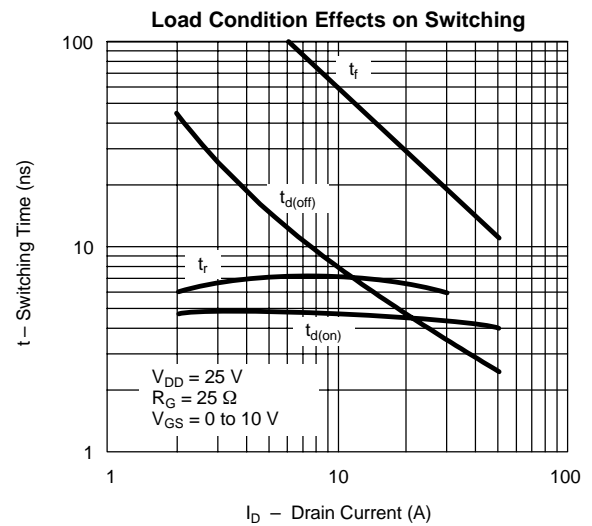
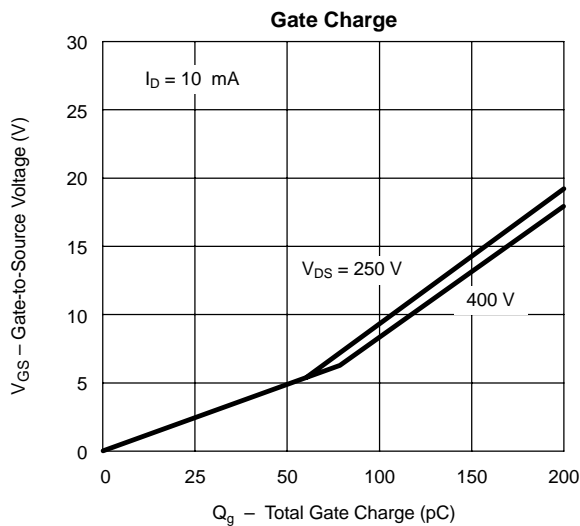
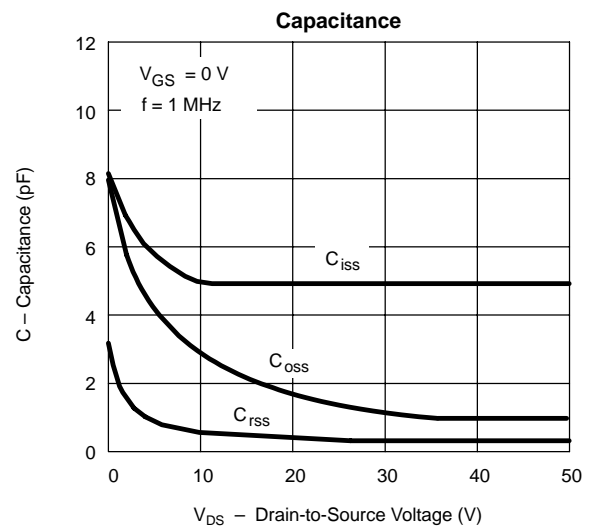
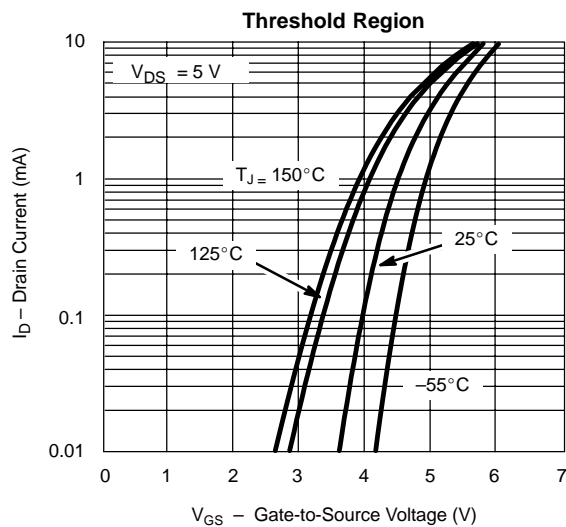
VNDO50



TYPICAL CHARACTERISTICS ($T_A = 25^\circ\text{C}$ UNLESS OTHERWISE NOTED)



TYPICAL CHARACTERISTICS ($T_A = 25^\circ\text{C}$ UNLESS OTHERWISE NOTED)





Disclaimer

All product specifications and data are subject to change without notice.

Vishay Intertechnology, Inc., its affiliates, agents, and employees, and all persons acting on its or their behalf (collectively, "Vishay"), disclaim any and all liability for any errors, inaccuracies or incompleteness contained herein or in any other disclosure relating to any product.

Vishay disclaims any and all liability arising out of the use or application of any product described herein or of any information provided herein to the maximum extent permitted by law. The product specifications do not expand or otherwise modify Vishay's terms and conditions of purchase, including but not limited to the warranty expressed therein, which apply to these products.

No license, express or implied, by estoppel or otherwise, to any intellectual property rights is granted by this document or by any conduct of Vishay.

The products shown herein are not designed for use in medical, life-saving, or life-sustaining applications unless otherwise expressly indicated. Customers using or selling Vishay products not expressly indicated for use in such applications do so entirely at their own risk and agree to fully indemnify Vishay for any damages arising or resulting from such use or sale. Please contact authorized Vishay personnel to obtain written terms and conditions regarding products designed for such applications.

Product names and markings noted herein may be trademarks of their respective owners.